


# VisualDx<sup>®</sup> mobile

Now available  
for **Android™** and **Apple iOS** devices!

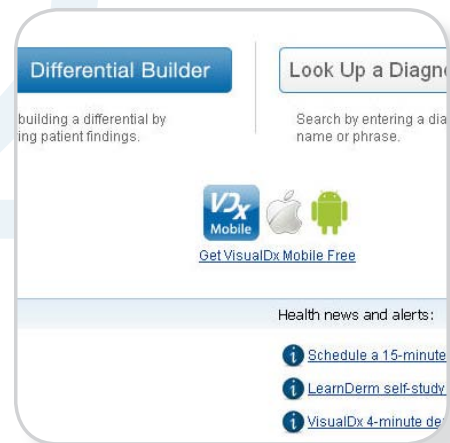


Your institution currently subscribes to VisualDx, which now offers free access to VisualDx Mobile. Follow these 4 easy steps to get access now.

1. Open VisualDx on a clinical computer  
*at your institution.*



2. In the center of the home page, find the  
VDx Mobile icon and click *Get VisualDx  
Mobile Free.*



3. Using your *institution e-mail address*,  
complete the form to request a user  
name and password.

How to Get VisualDx Mobile

Your VisualDx subscription includes access to a mobile app.  
Sign up for an account now:

First Name:

Last Name:

Degree: (optional)

Title: (optional)

Zip Code:

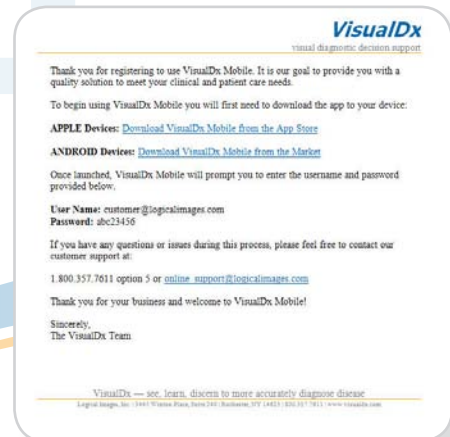
Country: (optional)

Your Specialty: (optional)

E-mail:

Verify E-mail:

4. Open your institution e-mail account,  
and then follow the instructions to  
download the app and begin using  
VisualDx Mobile.



# VisualDx<sup>®</sup> mobile

## Try it Now!



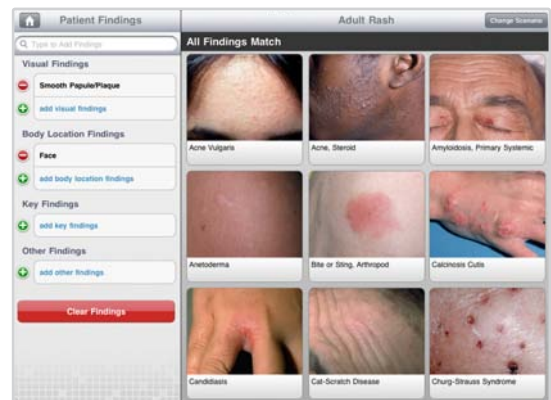
Start by entering your user name and password. If you do not have a user name and password, follow the instructions on the back of this page. Once you log in to VisualDx Mobile, select *Differential Builder* or *Diagnosis Lookup* to begin.

Use VisualDx Mobile to visually validate a diagnosis, look up next steps for management and patient care, see the differential as you enter patient findings, and provide on-the-spot patient education with real images a patient can relate to.

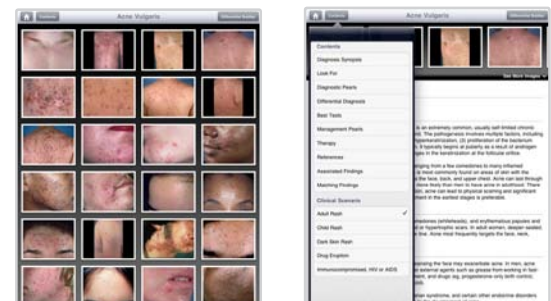
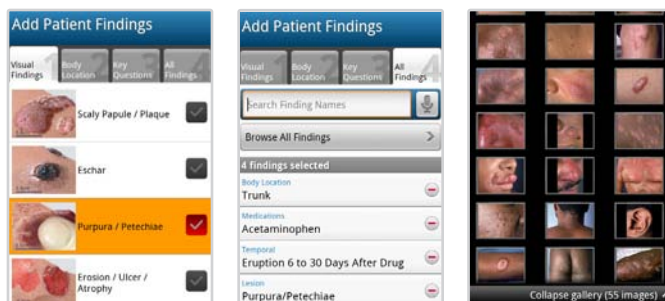
### iPhone<sup>®</sup> and iPod touch<sup>®</sup> app



### iPad<sup>™</sup> app



### Android<sup>™</sup> app **NEW!**



Thousands of images, disease management, therapy, and more – all in just seconds.

VisualDx Mobile is the only medical app to show disease variation with multiple images of each disease.

For each diagnosis you can:

- View a gallery of images varying in age, skin type, and severity.
- View a high-resolution version of any image.
- Zoom in or out of an image for a close-up of a specific area.
- Review associated clinical information including What To Look For, Differential Diagnosis & Pitfalls, Best Tests, Management Pearls, Therapy, and more.

Questions or Comments? 1.800.357.7611 | [online\\_support@logicalimages.com](mailto:online_support@logicalimages.com) | [www.visualdx.com/mobile](http://www.visualdx.com/mobile) | ©2012 Logical Images, Inc.

VisualDx and the VisualDx logo are trademarks of Logical Images, Inc. All other trademarks belong to their respective owners who retain all rights to such marks in the United States and in other countries.