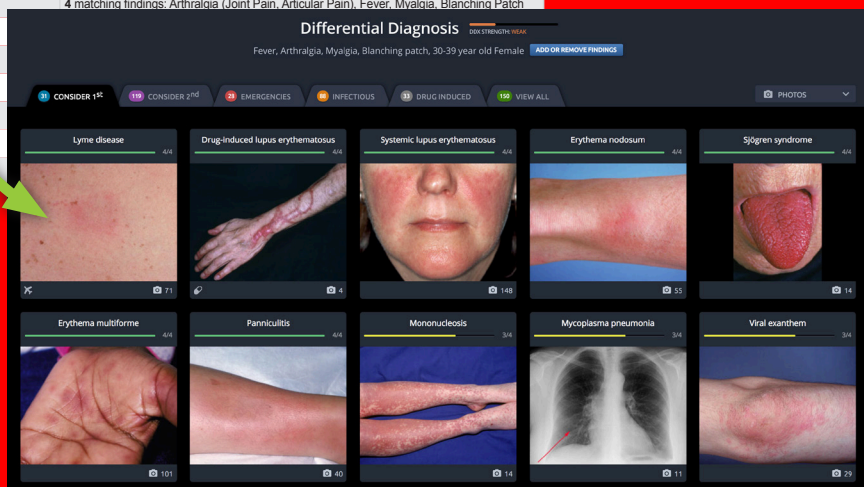


Visualize Complexity with VisualDx

TECHNOLOGY CAN INCREASE DIAGNOSTIC ACCURACY

Transforming the “diagnostic list” by allowing for comparison of disease features.

Lyme disease	4 matching findings: Arthralgia (Joint Pain, Articular Pain), Fever, Myalgia, Blanching Patch
Drug-induced lupus erythematosus	4 matching findings: Arthralgia (Joint Pain, Articular Pain), Fever, Myalgia, Blanching Patch
Systemic lupus erythematosus	4 matching findings: Arthralgia (Joint Pain, Articular Pain), Fever, Myalgia, Blanching Patch
Erythema nodosum	4 matching findings: Arthralgia (Joint Pain, Articular Pain), Fever, Myalgia, Blanching Patch
Sjögren syndrome	
Erythema multiforme	
Panniculitis	
Mononucleosis	
Mycoplasma pneumoniae	
Viral exanthem	



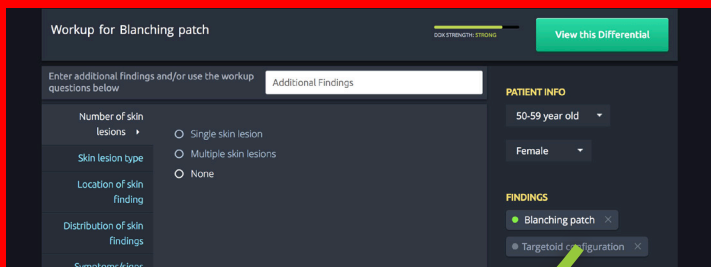
Sympticon®



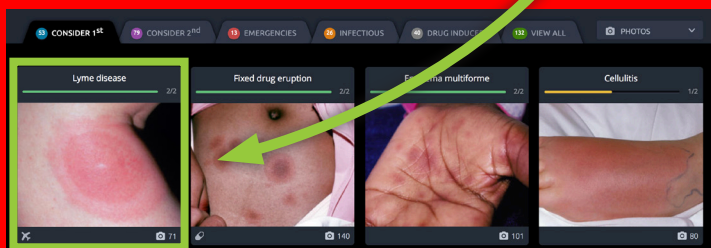
Medicon™

Searchable by condition, medication or unique patient factors delivering point of care differential diagnosis, testing and therapy.

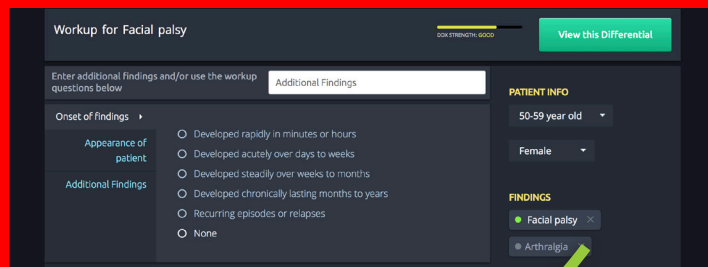
Supports the recognition of the variation of disease presentation.



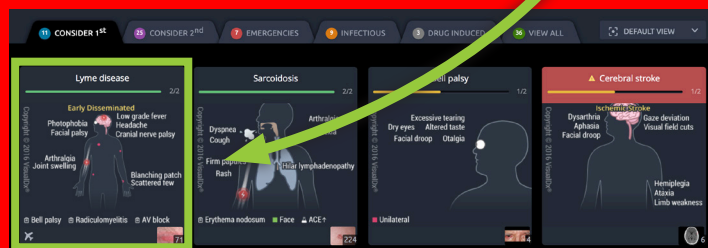
Findings entered: facial palsy, arthralgia



Differential shown in photo view



Findings entered: facial palsy, arthralgia



Differential shown in Sympticon view

VisualDx...

- Develops a standards-based medical terminology
- Contains medical images of all forms and variations
- Employs comprehensive medical knowledge database
- Uses a visual search process and interface
- Continually refines and improves machine learning
- Merges terminology, images, database, machine learning and interface
- Delivers meaningful answers in seconds

Learn more about VisualDx:
sales@visualdx.com or 1.800.357.7611

